

THEMES

- Birds
- Differences and disabilities in nature

SUGGESTIONS FOR CLASSROOM TEACHING

- Warm up activity can be done by reading the pre-reading questions aloud to introduce the theme or topic of the poem.
- Read and re-read the poem aloud laying stress on certain words and phrases.
- Take children for a Nature walk outdoors. Point to the birds they may see on the trees or flying about. Encourage them to look for birds and listen attentively to their sounds. Let the children express their thoughts and feelings freely.
- Talk about differences between different kinds of birds, e.g. in size, shape, colour, beaks, sounds etc.
- Discuss how birds are different from us. People can be different from each other too. Talk about differences with special reference to children with special needs, e.g. visually handicapped or physically challenged. Discuss how such children can excel in other fields like music, art etc.
- Read the story aloud to the children. The story may be retold with the help of the pictures. Encourage children to guess the meanings of difficult words, before you explain.
- Read instructions for the bird activity and help children to make a bird-bath and a feeding corner. Show them how to make finger puppets. Explain the position and names of the fingers to children. Encourage theme-based conversation.
- Children could be asked to bring pictures of birds to class. Help them to make small charts and put these up for the class to see.
- Discuss with children how sparrows are becoming fewer in cities and towns. What would this mean for us?



UNIT II

Do you think birds find people funny?
Let's listen to what the robin and the jay have to say.

Bird Talk

'Think...' said the robin,
'Think...' said the jay,
sitting in the garden
talking one day.

'Think about people
the way they grow:
they don't have feathers
at all, you know.'

'They don't eat beetles,
they don't grow wings,
they don't like sitting
on wires and things.'

'Think!' said the robin.
'Think!' said the jay.
'Aren't people funny
to be that way?'

New words
beetles, sitting, wires, funny

Aileen Fisher



Reading is fun



1. Name the two birds in the poem.
2. What are the three things that people can't do?
3. What do birds think of people?



Talk time



1. Imagine what two elephants would say to each other about people. Let them talk about

- what people look like
- what they eat
- how they walk



You can say

Look at that man's nose See how small it is!

2. Let's find two things which you can do and the birds can't do. Tell the class.

Team time



Activity - Let's make finger puppets.

- i. Draw your favourite bird on a sheet of paper, cut and colour it.
- ii. Take a strip of cloth or paper.
- iii. Paste the picture of the bird you have drawn on it.



12

- iv. Tie the two ends of the strip.

- v. Fix it on your fingers.

- vi. Your finger puppet is ready to talk.

- vii. Let your puppet fly along with your friends' puppets.



Let's write



Listen to the sounds of the birds. Make a list of these words.

For example: *chirp, chirp, chirp,*

Now write four sentences on birds using the followings words.

nest water chirp fly sky wings



13

Write words that rhyme with the words given below.

The first one has been done for you.

Grow	know	throw
day	bay	_____
think	_____	_____
funny	_____	_____
eat	_____	_____
sing	_____	_____

Say aloud



think	this	ten
thin	that	top
three	though	tank

NINA AND THE BABY SPARROWS

There was great joy in Nina's house. Nina's aunt was getting married. Nina, her father, mother and little brother were all going to Delhi for a wedding. Everyone was happy, except Nina.

Her mother took her to the market to buy a new dress.

"What colour would you like?" Mother asked.

"I don't want a new dress, Mother," said Nina.

"Salwar-kameez then?"

Nina shook her head.

"What about those lovely white shoes you saw last week?"

"I don't want those, either. Thank you, Mother."

Nina's mother was upset, but she said nothing. They went back home and had lunch. After lunch mother came and sat near Nina. "What is it, child?" she asked. "Why did you say 'no' to everything?"



"Mother, I don't want to go to the wedding."

"But why?"

Nina said nothing. Instead, two big tears rolled down her cheeks. Mother put her arms around Nina. "Don't cry, my pet," she said. "Why don't you tell me what's bothering you?"

More tears rolled down Nina's cheeks. "Mother," she said, "there's a sparrow's nest on the bookshelf in my room. And there are two baby sparrows in the nest."

"I see..." said mother.

"They're just beginning to get their feathers. And growing up makes them so hungry. All day long they cry 'cheep-cheep', asking for food."

"I see!" said Mother.

"If we go, the whole place will be locked. And how will papa and mama sparrows feed their babies?"

"Oh Nina," cried Mother, giving her a big hug. "Is that why you don't want to go to the wedding? But that's no problem at all. We'll leave the window open."

"Oh, can we, Mother? Can we? Really?"

"Yes, yes. We'll remove all your things from the room and lock the door on the outside. So the house will be perfectly safe and papa and mama sparrows can come and go freely, too. Just



think, Nina... while you enjoy yourself at the wedding, the baby sparrows will be getting nice and fat in their nest. Good idea, isn't it?"

It was a good idea. When Nina came back from the wedding, there were two plump little sparrows flying all over the room. And wasn't Nina thrilled!

Pratibha Nath

New words

market, bother, problem, dress, upset, remove, wedding, lovely, plump

Reading is fun



1. Why was there great joy in Nina's house?
2. Why was Nina worried?
3. What did mother suggest?
4. What did Nina find when she came back from the wedding?




Talk time



1. How do baby sparrows eat?
2. What new things would you like to wear for a wedding? You can say "I would like to wear..."

I would also like to wear _____.

Picture story




Number the jumbled picture story correctly.

Then write the story in proper order.



Mother says,
"We will leave the
window open."




Nina is
happy again.



Nina is sad.



Nina does not
want to leave the baby
sparrows alone.



Mother asks why.



18

Write the story here.

1. _____
2. _____
3. _____
4. _____
5. _____

Team time





Would you like to have birds visiting you everyday?

Try making a bird-bath and a feeding corner for birds.

You can place a bowl of water in a quiet corner
of the school playground.

Leave bread crumbs, grains etc. for your
feathered friends.

Let's draw and colour a bird.



19

Activity - Let's make a Bird

Things you need



Word building



Write down suitable words describing each picture.
Pick up the words from the list given below:

beautiful black red happy tall fat



A _____ woman



A _____ rose



A _____ boy



A _____ peacock



A _____ board



A _____ man

Now describe these pictures in your own language.

Say aloud



spoil sparrow school skirt scold
sport speak scout skip skin